



**Cowaramup**  
PRIMARY SCHOOL



# 2020

## Annual Report

**BE RESPECTFUL • BE RESILIENT • BE YOUR BEST**

## Principal's Report

2020 was a unique year where we managed dealing with COVID-19 restrictions whilst ensuring our students had the best possible education.

Our school made up of staff, students, parents and our ever supportive school community have worked diligently in seeking to improve our school and the education of our students.

It is this supportive culture and strive for excellence that make Cowaramup PS such a magnificent place for students to grow and learn.

Towards the end of 2019 our school participated in an external review process where we were recognised as being an *Effective School*.

This annual school report summarises Cowaramup Primary School's performance and progress towards the programs and targets set in our School Business Plan. It also presents an overview of the school's learning environment.

In addition to this, your participation in school activities, the reading of our school newsletters, student reports, student portfolios, and other school documents will demonstrate further evidence of our school's achievements.



Peter Howse  
Principal

## What Matters Most at Cowaramup PS

There are 3 areas in which our School Business Plan focuses on making a difference.

### Curriculum

We want to provide a diverse range of opportunities for our students across all learning areas to allow students to reach their academic potential.

- A focus on lifting our reading and spelling scores.
- Improving our excellent numeracy scores by focusing on Statistics and Probability with our students.

### Culture

The Cowaramup school community is one of collaboration, support and inclusivity. A supportive place where everyone is respected, resilient and do their best. The Positive Behaviour Support program teaches students our behaviour expectations centred on our 3 school rules:

- Be Respectful
- Be Resilient
- Be Your Best

At Cowaramup PS we teach, model and reinforce positive behaviour.

### Community

We use community expertise to provide a diverse range of opportunities for our students.

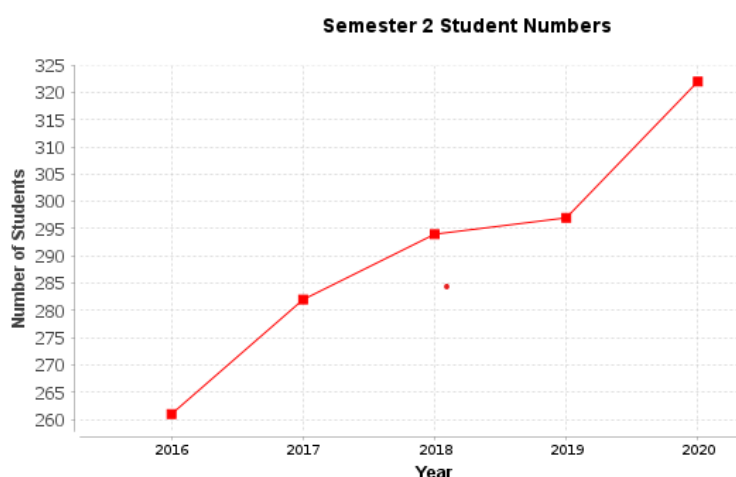
## Enrolments in 2020

The Cowaramup community has continued to grow with an increasing enrolment of students.

Our growth is planned for and we are constantly looking at ways to improve our delivery and operations as a school to continue to cater for all students.

### Student Numbers - Trends

Select a semester



Semester 2	2016	2017	2018	2019	2020
Primary (Excluding Kin)	261	282	294	297	322

## Attendance

	Non - Aboriginal			Aboriginal			Total		
	School	Like Schools	WA Public Schools	School	Like Schools	WA Public Schools	School	Like Schools	WA Public Schools
2017	92.4%	94.1%	93.8%	92.7%	89.4%	81.2%	92.4%	94.1%	92.7%
2018	92.4%	93.9%	93.7%	91.4%	88.3%	80.8%	92.4%	93.8%	92.6%
2019	92.2%	92.8%	92.7%	95.2%	86.9%	79.5%	92.2%	92.6%	91.6%

*The 2020 attendance rates are not available for publication as they were adversely affected by the COVID-19 pandemic and are not comparable to previous years.*

### Analysis

Our school is generally close to like schools data but predominately just under. Many parents tend to take students away during the winter months for summer holidays in the north of WA.



## Highlights of 2020

There were many 2020 highlights for our school and community. These included:

- Students were provided with hand delivered work packs ready for a COVID 19 lock-down and communicated with their teachers through Zoom and SeeSaw. A highlight was the positive welcome that teachers were given when they delivered the work packs around the Cowaramup community.
- A continued focus by staff and parents to make sure that students maintained a positive demeanour during the pandemic.
- Our students continued to enjoy their camps in Years 4-6. These have given students an opportunity to learn about teamwork, getting along with others whilst being presented with many physical challenges to conquer and build their self esteem.
- Say G'day to the Bay Day was run with the whole school at Cowaramup Bay for the 3rd year running. Students really enjoy the day and the environmental focus in the outdoor classroom.
- A makeover by parents was completed in the Kindergarten and Pre-Primary play areas.
- Our Year 6 students won the Schools Solar Challenge.
- The Australian flag now flies at the front of the school with the WA Flag and the Aboriginal flag for the first time.



# Student Performance 2020

## Health and Physical Education

### Successful Outcomes

- Students learnt and participated in a wide range of sporting activities.
- Specialist sports coaches gave our students access to a range of sporting opportunities.
- Opportunities for Interschool Sporting events were pursued.

### Future Directions

- Continue to promote a diverse range of sports for students to learn.

## The Arts

### Successful Outcomes

- In 2020 we received a specialist art room and teacher. This has led to a greater complexity in students developing artistic and creative skills.
- All yr 1-6 played drums, keyboards, untuned percussion and ukulele (3-6), individually and in groups.
- All P-6 played boom whackers and tuned bells, in groups.
- We experienced performances as both incursions and excursions.
- The school choir gave a magnificent performance at our end of year awards and the Year 6 graduation ceremony.

### Future Directions

- Holding art exhibitions of student work in the future.
- Continue to develop the breadth of instruments played.
- Investigate the musical talents of our parent body and welcome them in to share their skills.

## Mathematics

### Successful Outcomes

- Origo Maths Program used across the school.
- Interrogation of ACER PAT maths tests linked to the WA curriculum to demonstrate continued progress.
- Use of question a day to whole class to focus on statistics and probability with data that demonstrates a significant improvement.

### Future Directions

- Continue use of Origo Maths.

## Science

### Successful Outcomes

- Primary Connections is used as the basis for curriculum delivery.
- Science resources updated in kits to support teachers in practical activities.
- Nature Conservation group used across years 3-6 to assist in collecting data for local conservation projects.
- Students participating in environmental science activities at *Say Gday to the Bay Day 2020*.

### Future Directions

- Continue to use Primary Connections planning documents to deliver the curriculum.
- Use ACER science testing to moderate teacher judgements in science.





# Student Performance

## HASS—Humanities and Social Sciences

### Successful Outcomes

- A focus on the skills rather than the content at each year level.
- Inclusion of Aboriginal knowledge and culture in HASS curriculum.

### Future Directions

- Updating of HASS resources.
- Continue to involve students in ANZAC ceremony at school and in Margaret River

## English

### Successful Outcomes

- Staff focusing on contemporary ways to ensure students read well.
- Upskilling of 3 reading champions to lead our 3 Professional Learning Teams.
- Development of an aged approach to reading and implement across the school.
- Letter Sounds continued across K—3.
- *Words Their Way* implemented to improve spelling results from Years 4—6.
- Some staff have been skilled in *Talk for Writing*
- Continue E-write testing using online ACER testing

### Future Directions

- Investigate evidence based approaches to teaching literacy eg; *Talk for Writing* and *PLD— Promoting Literacy Development*.

## Languages Other than English

### Successful Outcomes

- Bahasa Indonesian is taught across Years 3-6.

### Future Directions

- Continue to investigate opportunities for Indonesian guests to visit and share their knowledge and culture.

## Technology and Enterprise

### Successful Outcomes

- ICT continues to be embedded across the school.
- Provision of digital technology resources for STEM activities. ( Science, Technology, Engineering and Maths).
- An additional 50 iPads for students have been purchased for use across the school and some Chromebook.
- Office 365 has been used as a tool for both staff and students. This continues to be used when students move from Cowaramup PS to Margaret River SHS.
- Seesaw was used with our school community across our school with great results.
- Zoom was used by staff to communicate with students when they were in lockdown at home.



Cowaramup Primary School



**11,080**

**pieces of work  
added by students**

including **32 hours** of  
video and voice recordings  
that document learning  
and student progress at  
your school!



**teachers are  
using Seesaw to:**

- Differentiate instruction
- Perform assessments
- Build 21st Century skills
- Keep families engaged

**459 families**

in the loop about their  
child's learning

**51,868**

**visits**  
by families to  
student  
portfolios

**6,709**  
**comments**

on student work

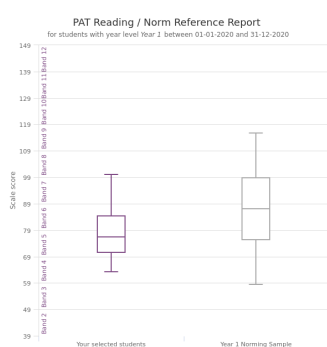
# Priorities

Curriculum Academic Excellence	English—Reading
-----------------------------------	-----------------

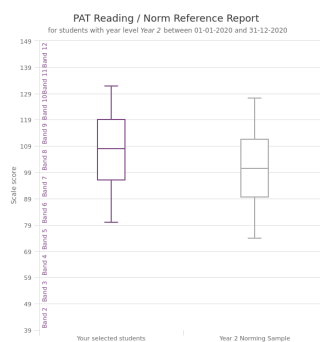
## Target

By 2020, students in years 3 and 5 will be at like schools average in reading.

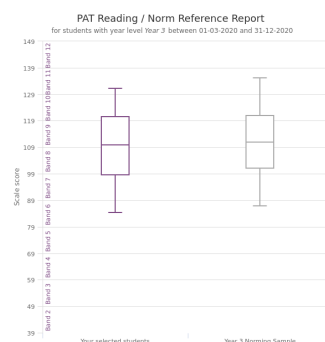
Data—ACER Pat Data norm referenced.



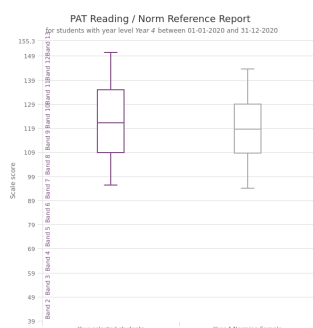
Year 1



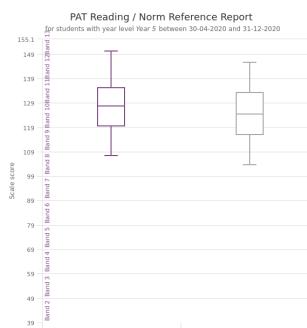
Year 2



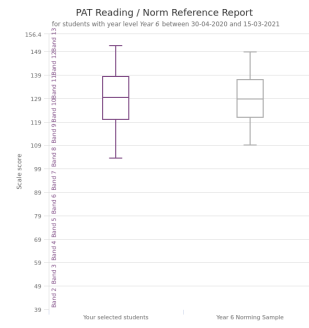
Year 3



Year 4



Year 5



Year 6

## Analysis

ACER data shows students are at or above the national average except for the Year 1 cohort.

## Recommendations Response

In 2021 we will need to focus on this group. Investigate an early intervention program in literacy across Year 1-3 students.

## Priorities

Curriculum  
Excellence in Teaching and  
Learning

English—Reading

### Target

Each year positive progress of student scores in ACER testing in a calendar year in Reading.

### Data

Year Level	T2 Average Percentage	T4 Average Percentage	Score Progress
2	46.36%	69.68%	23.32%
3	55.51%	76.56%	21.05%
4	62.77%	68.82%	6.05%
5	58.37%	67.63%	9.26%
6	55.84%	63.53%	7.69%

### Analysis

Each Year level has demonstrated progress in between the testing period.

### Recommendations Response

Teachers to set year level targets for improving data.



# Priorities

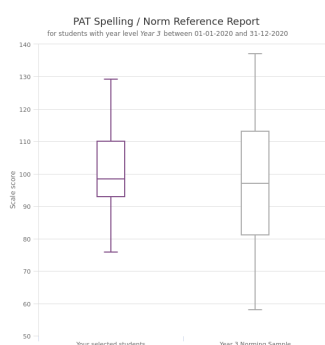
Curriculum  
Excellence in Teaching and  
Learning

English—Spelling

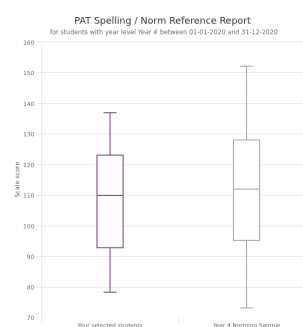
## Target

By 2020, students in years 3 and 5 spelling will achieve at like schools average in spelling.

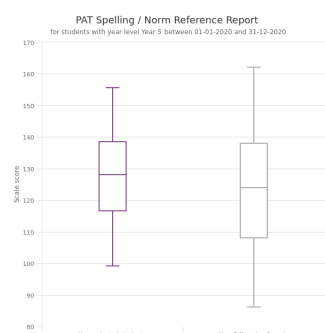
## Data



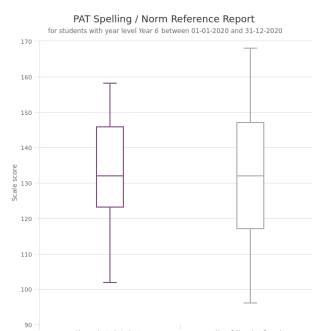
Year 3



Year 4



Year 5



Year 6

## Analysis

Years 3-6 are at or above the national average for spelling with a less of a spread of students than the norms.

## Recommendations Response

- Continue with our spelling approach using Words their Way, with our year 4-6.
- PLD phonetics program to run in the early years

# Priorities

Curriculum  
Excellence in Teaching and  
Learning

Numeracy

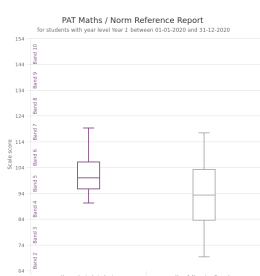
## Target

By 2020 students in Years 3 and 5 will achieve at or above like schools average in statistics and probability.

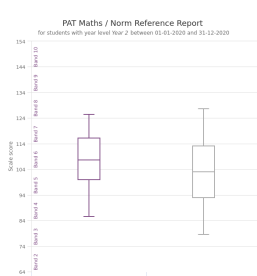
## Data

### Statistics and Probability—ACER Testing

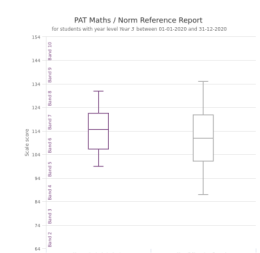
Year Level	Data representation and Interpretation <i>T4 Average %</i>	Chance <i>T4 Average %</i>
Year 2	59.72%	NA
Year 3	73.41%	NA
Year 4	60.53%	76.38%
Year 5	73.33%	84.58%
Year 6	54.17%	70.86%



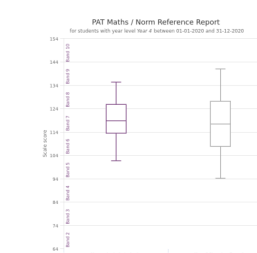
Year 1



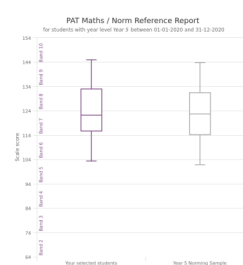
Year 2



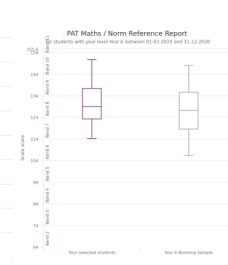
Year 3



Year 4



Year 5



Year 6

## Analysis

The maths results show a good comparison to Australian Norms at Year level. Year 6 results were down in data representation and interpretation.

## Recommendations Response

- Continue using Origo Maths across the school.
- Investigate curriculum gaps in our ACER testing particularly concepts that students should have had in the early years.
- Use of Ed Companion to look at curriculum gaps.

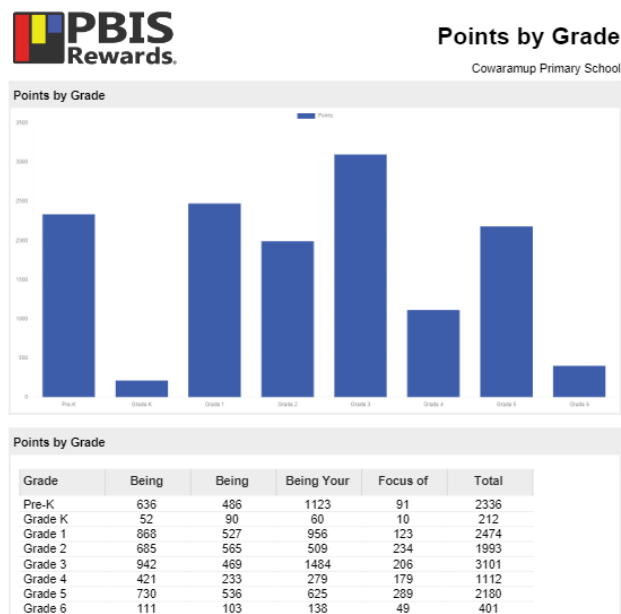
## Priorities

Culture

Target

That we average 30 positive referrals per day per week over the year. A positive referral is equal to 5, "You Did it Slips."

Data



Analysis

Each year level easily reaches the target of positive referrals per week over the semester. Research shows that if this ratio falls then there is more likely to be more negative behaviour by students.

Recommendations Response

Continue with using Positive Behaviour Support to teach, model and reinforce good behaviours.



# Budget

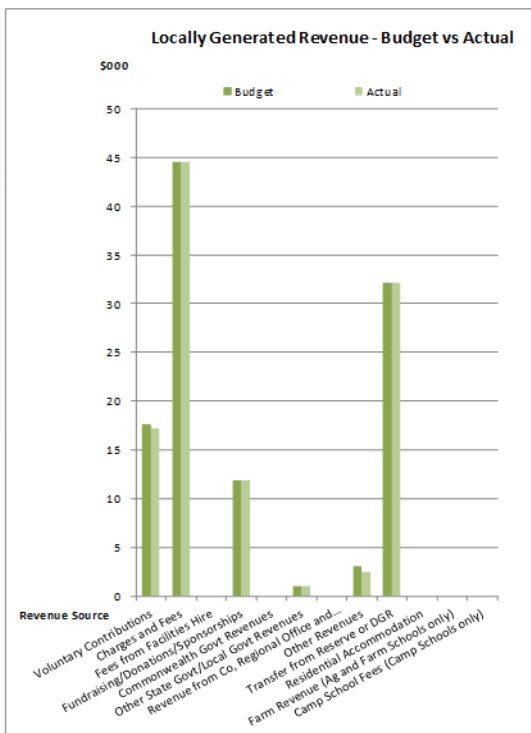
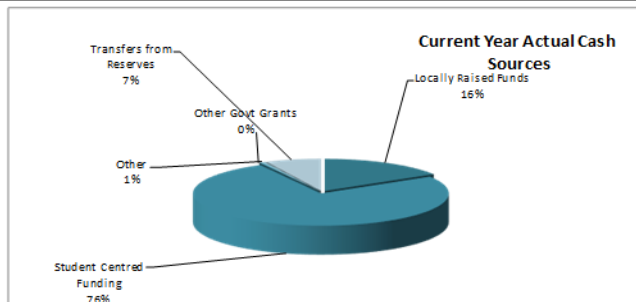
The finance committee regularly review the annual budget each term. The School Board endorses the budget whilst reflecting on what the school is trying to achieve for students.



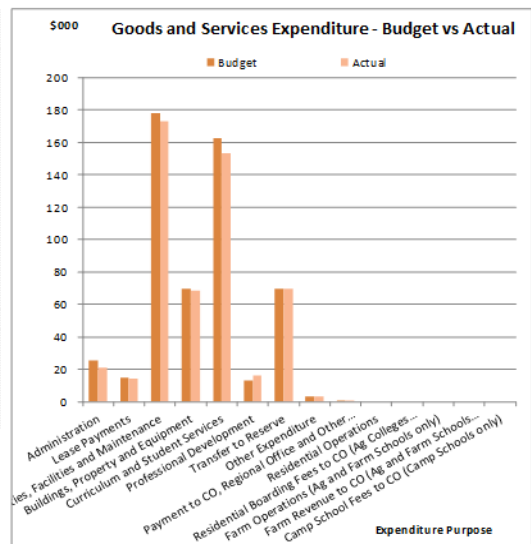
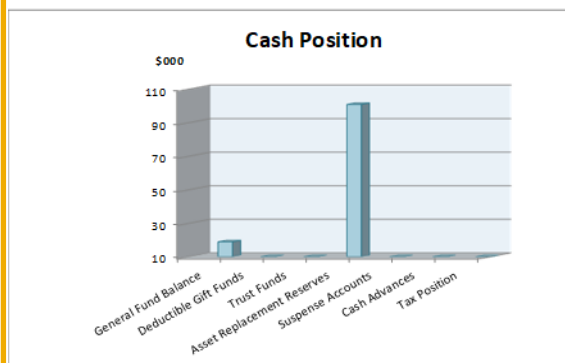
## Cowaramup Primary School

Financial Summary as at  
31 December 2020

Revenue - Cash & Salary Allocation	Budget	Actual
1 Voluntary Contributions	\$ 17,664.00	\$ 17,170.20
2 Charges and Fees	\$ 44,536.06	\$ 44,534.51
3 Fees from Facilities Hire	\$ -	\$ -
4 Fundraising/Donations/Sponsorships	\$ 11,938.60	\$ 11,938.60
5 Commonwealth Govt Revenues	\$ -	\$ -
6 Other State Govt/Local Govt Revenues	\$ 1,000.00	\$ 1,000.00
7 Revenue from Co, Regional Office and Other Schools	\$ -	\$ -
8 Other Revenues	\$ 3,043.00	\$ 2,487.29
9 Transfer from Reserve or DGR	\$ 32,100.30	\$ 32,100.30
10 Residential Accommodation	\$ -	\$ -
11 Farm Revenue (Ag and Farm Schools only)	\$ -	\$ -
12 Camp School Fees (Camp Schools only)	\$ -	\$ -
<b>Total Locally Raised Funds</b>	<b>\$ 110,281.96</b>	<b>\$ 109,230.90</b>
Opening Balance	\$ 84,333.00	\$ 84,333.17
Student Centred Funding	\$ 343,744.00	\$ 343,744.13
<b>Total Cash Funds Available</b>	<b>\$ 538,358.96</b>	<b>\$ 537,308.20</b>
Total Salary Allocation	\$ -	\$ -
<b>Total Funds Available</b>	<b>\$ 538,358.96</b>	<b>\$ 537,308.20</b>



Expenditure - Cash and Salary	Budget	Actual
1 Administration	\$ 25,489.86	\$ 21,051.51
2 Lease Payments	\$ 14,888.00	\$ 14,033.11
3 Utilities, Facilities and Maintenance	\$ 178,073.00	\$ 172,872.89
4 Buildings, Property and Equipment	\$ 69,622.90	\$ 68,257.69
5 Curriculum and Student Services	\$ 162,344.08	\$ 152,935.18
6 Professional Development	\$ 13,000.00	\$ 16,290.30
7 Transfer to Reserve	\$ 69,425.00	\$ 69,425.00
8 Other Expenditure	\$ 3,068.24	\$ 2,984.55
9 Payment to CO, Regional Office and Other Schools	\$ 550.00	\$ 550.00
10 Residential Operations	\$ -	\$ -
11 Residential Boarding Fees to CO (Ag Colleges only)	\$ -	\$ -
12 Farm Operations (Ag and Farm Schools only)	\$ -	\$ -
13 Farm Revenue to CO (Ag and Farm Schools only)	\$ -	\$ -
14 Camp School Fees to CO (Camp Schools only)	\$ -	\$ -
<b>Total Goods and Services Expenditure</b>	<b>\$ 536,461.08</b>	<b>\$ 518,400.23</b>
Total Forecast Salary Expenditure	\$ -	\$ -
<b>Total Expenditure</b>	<b>\$ 536,461.08</b>	<b>\$ 518,400.23</b>
Cash Budget Variance	\$ 1,897.88	



<b>Cash Position as at:</b>	
Bank Balance	\$ 118,567.50
Made up of:	
1 General Fund Balance	\$ 18,907.97
2 Deductible Gift Funds	\$ -
3 Trust Funds	\$ -
4 Asset Replacement Reserves	\$ 100,828.79
5 Suspense Accounts	\$ 2,219.74
6 Cash Advances	\$ (875.00)
7 Tax Position	\$ (2,514.00)
<b>Total Bank Balance</b>	<b>\$ 118,567.50</b>



**Cowaramup**  
PRIMARY SCHOOL