

ANNUAL REPORT 2022



Cowaramup
PRIMARY SCHOOL

Table of Contents

| | |
|---|----|
| • Welcome..... | 3 |
| • Highlights of 2022..... | 4 |
| • Enrolments..... | 5 |
| • ACER Maths Years1-6 | 6 |
| • ACER Reading Years 1-6..... | 8 |
| • ACER Grammar and Punctuation Years 3-6..... | 10 |
| • ACER Spelling Years 3-6..... | 11 |
| • ACER Vocabulary Years 3-6..... | 12 |
| • ACER Science Years 3-6..... | 13 |
| • NAPLAN 2022..... | 14 |
| • Promoting Literacy Development..... | 17 |
| • Culture—Positive Behaviour Support..... | 18 |
| • Financial Summary for 2022..... | 20 |

Welcome

2022 has been another year where we have celebrated many achievements across the school.

Our school made up of staff, students, parents, and our ever-supportive school community have worked tirelessly in seeking to improve our school and the education of our students. The engagement of all continues to make Cowaramup Primary School such an excellent school.

The year was one filled with challenges as the pandemic swept through our community. We all adapted to our circumstances and supported each other. Classrooms remained open throughout the year, with staff working diligently to provide an enjoyable learning environment for the students in their care.

As a school we set high standards for our students and in developing every child's health and well-being. We use whole school approaches supported by evidence-based research. We focus on developing a positive school culture by teaching, modelling, and reinforcing positive behaviour.

Community support helps us shape our students to be positive citizens now and in the future. Our school business plan focuses on three areas: Curriculum, Community and Culture.

Curriculum

We provide a diverse range of opportunities for our students across all learning areas, to allow students to reach their academic potential and maximise their educational opportunities.

We focus on:

- whole school approaches to the teaching of Art, Music, Physical Education, Health, Spelling, Science, Mathematics, Writing and Indonesian
- using the Promoting Literacy Development program in the early years focusing on synthetic phonics
- developing real-world opportunities for students to use Science, Technology, Engineering and Mathematics

Culture

The Cowaramup school community is one of collaboration and inclusivity. It is a supportive place where everyone is respected, resilient and does their best.

At Cowaramup Primary School we teach, model and reinforce positive behaviour to create well balanced students, who are mentally and socially robust.

The Positive Behaviour Support program teaches students our behaviour expectations that are centred on our three school rules:

- Be Respectful
- Be Resilient
- Be Your Best

Community

Cowaramup has a strong sense of community and a can-do approach to getting things done. We will continue to foster this connection with the community to value add to our programs.

The Cowaramup community value:

- academic achievement
- an appreciation and care of the local environment
- health and well-being
- an understanding of the history, skills, culture, and knowledge of Wadandi Aboriginal Australians

This Annual School report summarises Cowaramup Primary School's performance and progress towards the programs and targets set in our 2021—2023 School Business Plan.



Peter Howse

Principal

Highlights of 2022

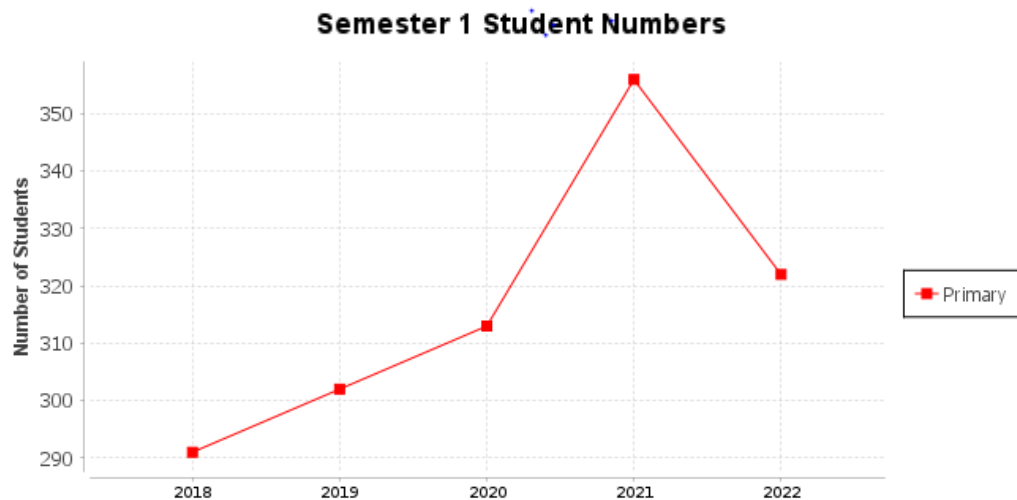
The highlights of 2022 included:

- A Japanese incursion Wasbi was enjoyed by the students as they learnt about Japanese culture and dance.
- In term swimming continued at the Margaret River Aquatic Centre.
- Our student council ran the ANZAC service recording it as a video and then playing it in classrooms during the pandemic.
- Years 1 – 3 enjoyed visiting the Margaret River Heart to watch the production of Earth's Prehistoric World.
- The Pre-primary students explored the Underwater Observatory in Busselton.
- Interschool netball, soccer, hockey and the Red Ball tennis competition was enjoyed by our upper primary school students.
- The before school running club in Term 4 was popular with students of all ages, as they prepared for the Interschool Cross Country competition in Margaret River.
- The Book Week parade had many students dressing up as their favourite book character and celebrating their love of reading.
- The Year 3's went to the Bio Blitz to learn more about caring for the local environment.
- Students assisted in rehabilitating the dunes at Cowaramup Bay with Tracey Muir. Site surveys were completed to see how the environment has improved over the years.
- Wardandi custodian Josh Whiteland from Koomal Dreaming, came to share his Aboriginal knowledge and culture with our school.
- The Year 4 adventure days around Cape Leeuwin and their end of year overnight bike camp to Margaret River.
- The Year 5 camp to Point Walter in Perth and the Year 6 team building camp at Manjedal in Jarrahdale.
- Participation in many different sports with specialist coaches during their PE lessons.
- Our students joining with other students and schools as a large choir here in Cowaramup.
- Excursions to Discover Deadly, the Eagles Heritage Park and Lawn Bowls at the Cowaramup Club.
- A day where the whole school were immersed in STEM learning using our new Lego STEM kits.
- Say Gday to the Bay continued with great support from environmental providers and the school community.
- The Year 4's continued their work with Adopt a Spot working with Nature Conservation.
- Students across the school showcased their artwork at the Margaret River Agricultural Show.



Enrolments in 2022

Enrolments decreased in 2022. There was a greater transiency of families due to housing pressures and decisions parents made during the pandemic.



Attendance

Primary Attendance Rates

| | Non - Aboriginal | | | Aboriginal | | | Total | | |
|------|------------------|--------------|-------------------|------------|--------------|-------------------|--------|--------------|-------------------|
| | School | Like Schools | WA Public Schools | School | Like Schools | WA Public Schools | School | Like Schools | WA Public Schools |
| 2020 | 92.6% | 93.2% | 93.2% | 92.1% | 85.2% | 77.6% | 92.6% | 92.9% | 91.9% |
| 2021 | 92.2% | 92.2% | 92.4% | 94.0% | 84.2% | 76.8% | 92.2% | 91.9% | 91.0% |
| 2022 | 87.1% | 88.7% | 88.3% | 87.5% | 83.3% | 69.5% | 87.1% | 88.6% | 86.6% |

Analysis

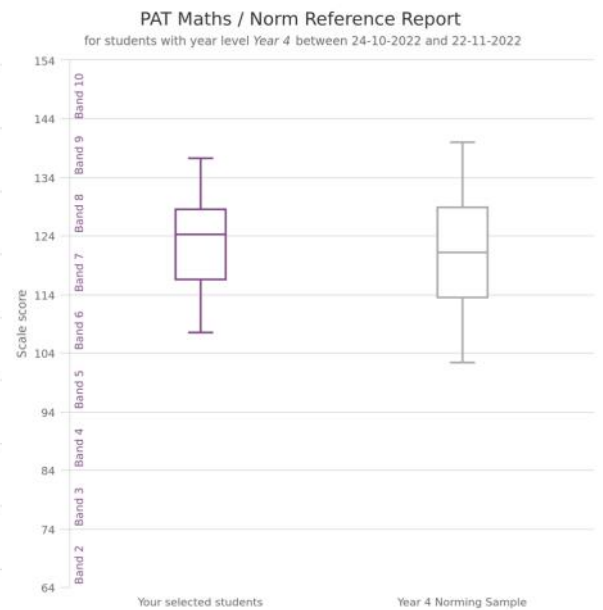
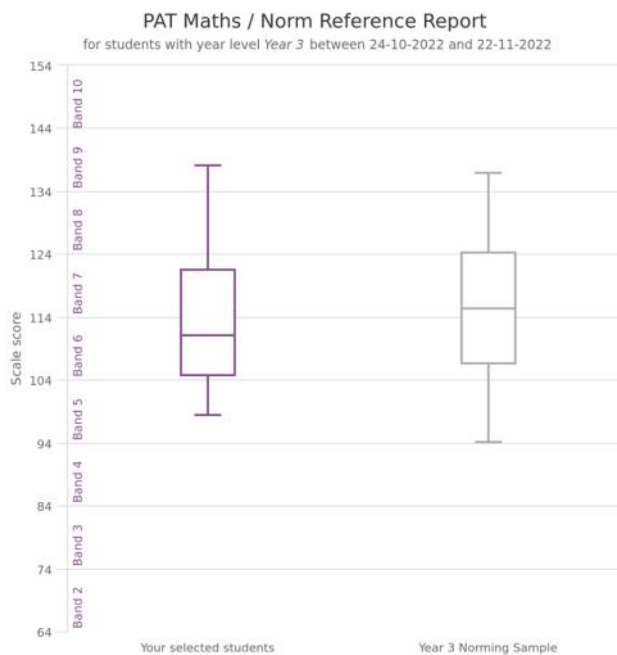
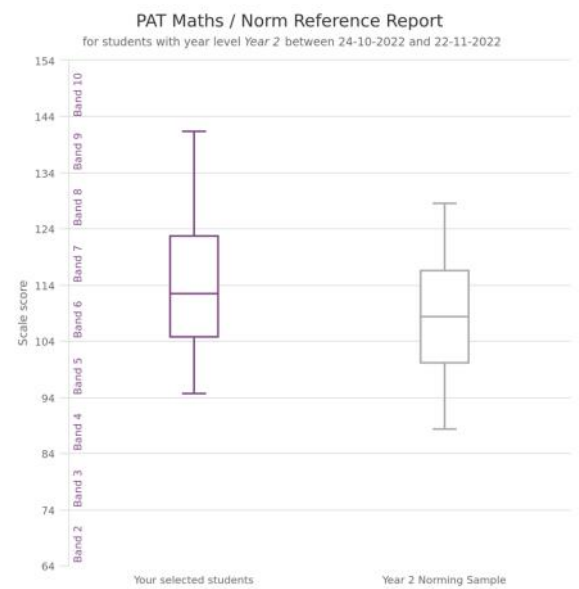
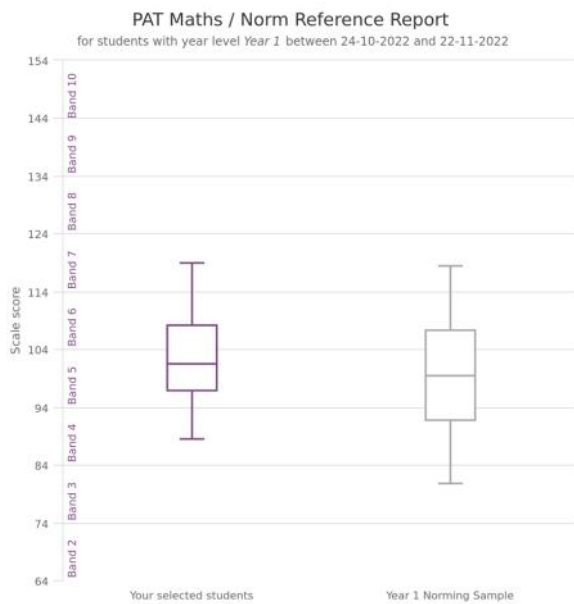
Our attendance was slightly below like schools. Attendance was overall down and this was due to the pandemic and the increased number of students who were away unwell.

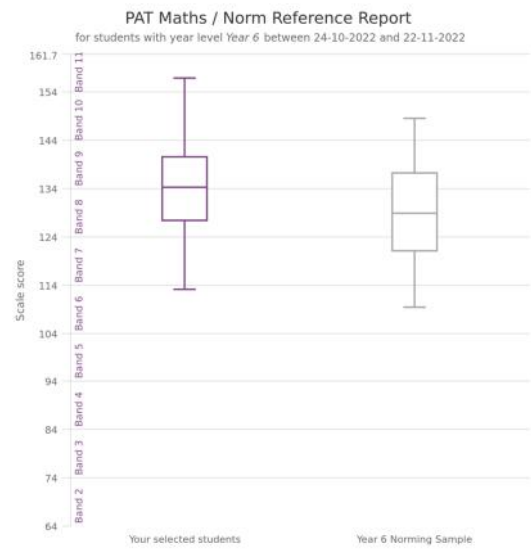
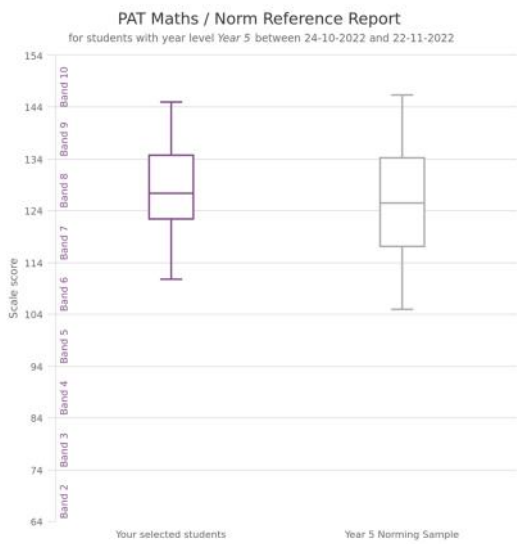
Priorities

Curriculum—Academic Excellence
Maths

Target

Use the Australian Council of Educational Research tests in literacy and numeracy to be at or above national mean.





Analysis

Students from Years 1,2,4,5 & 6 have continued to be above the national average in Maths in their ACER tests and have met our target. Our Year 3 students were just below the national average.

Recommendations Response

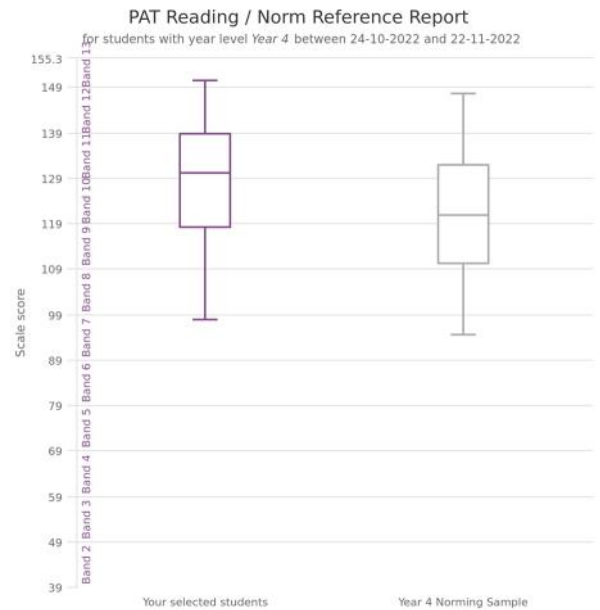
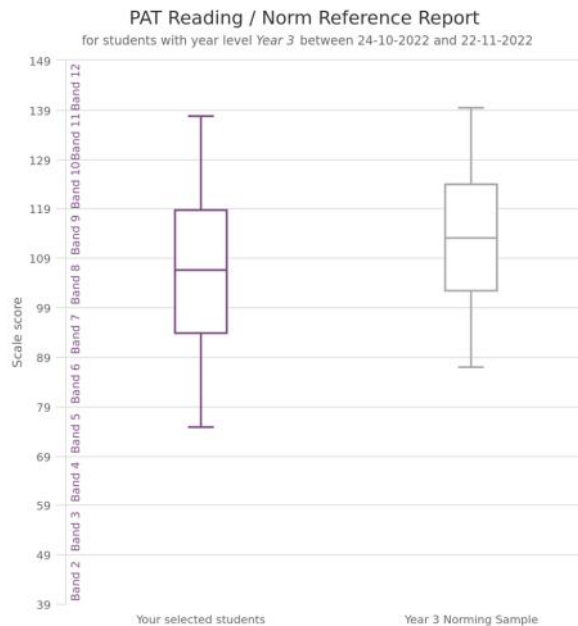
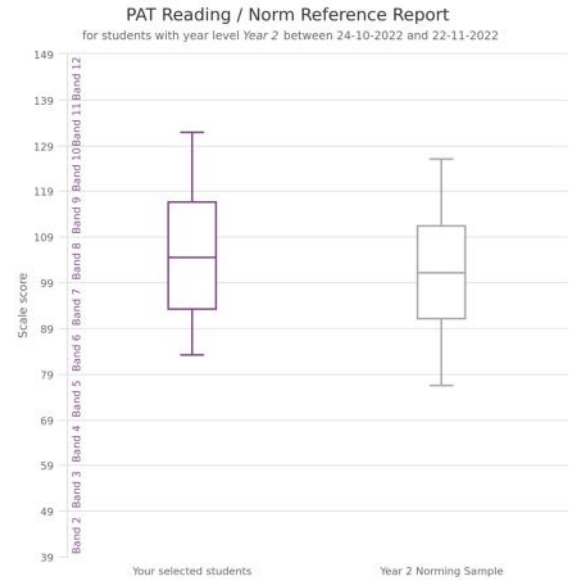
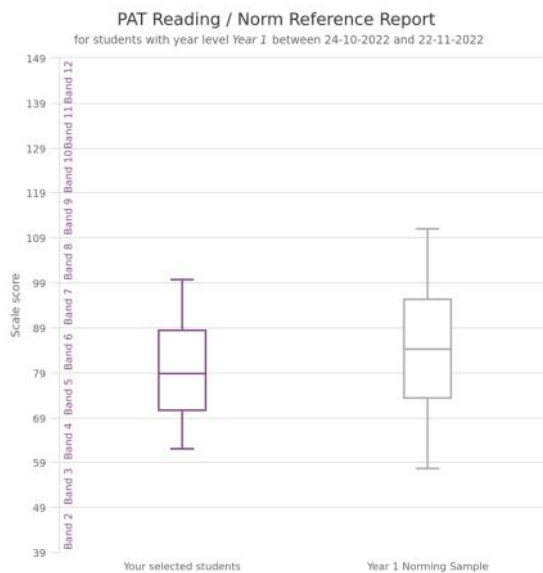
Continue our approach to the teaching of Maths using the Origo maths program.

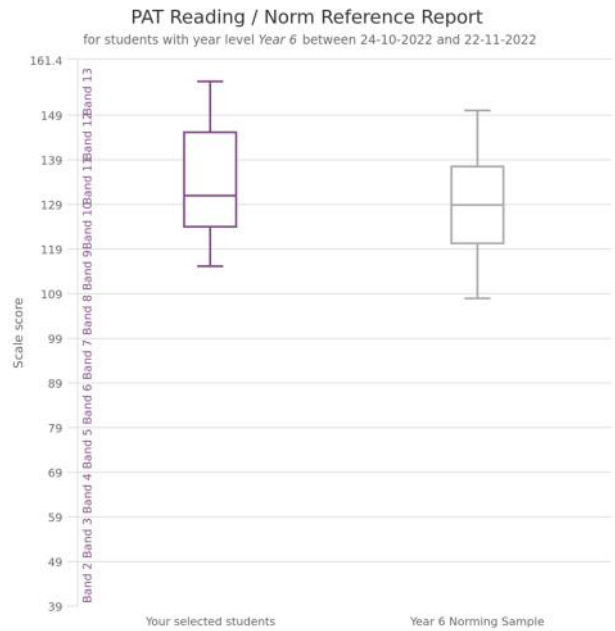
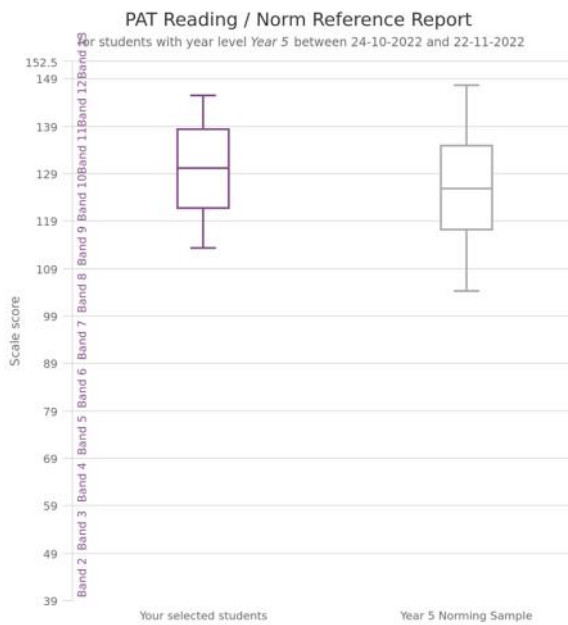
Priorities

Curriculum—Academic Excellence
Reading

Target

Use the Australian Council of Educational Research tests in literacy and numeracy to be at or above national mean.





Analysis

Years 2,4, 5 & 6 were above the national average and have met the targets set. Years 1 and Year 3 were just below the national average.

Recommendations Response

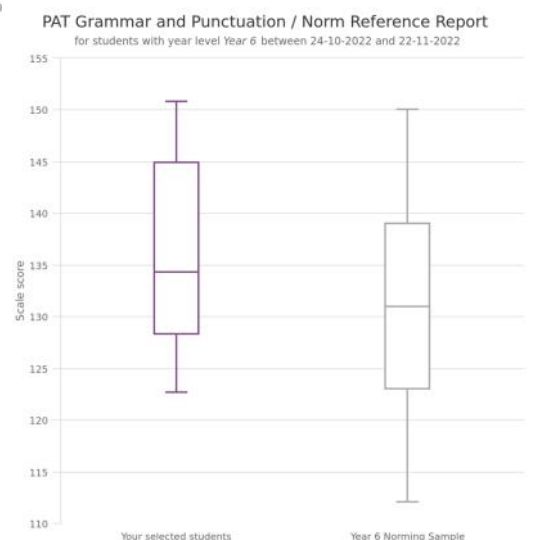
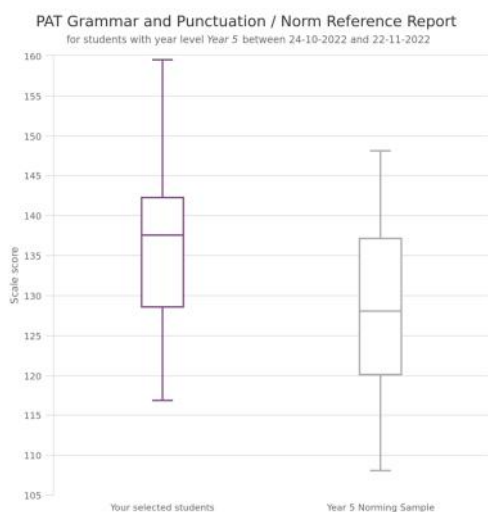
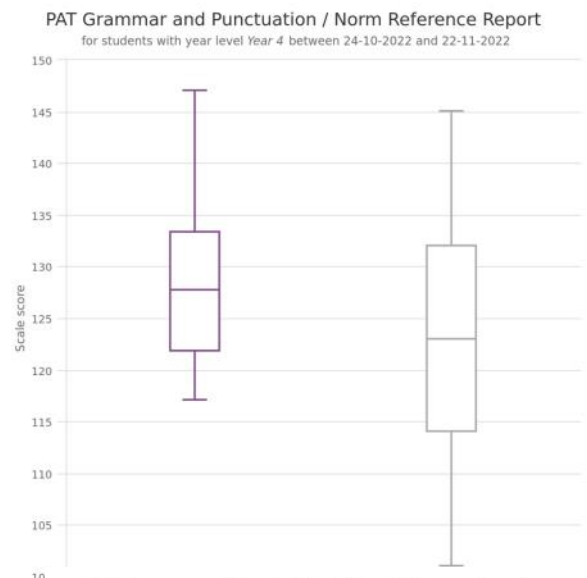
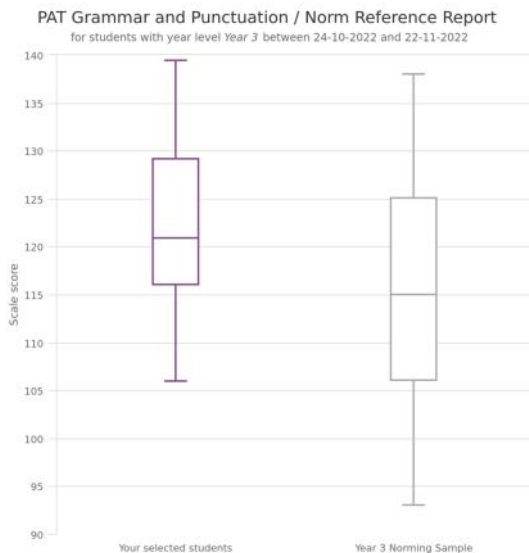
Continue to monitor our Year 1 students and our Year 3 students as they progress in 2023.

Priorities

Curriculum—Academic Excellence
Grammar and Punctuation

Target

Use the Australian Council of Educational Research tests in literacy and numeracy to be at or above national mean.



Analysis

Students in Year 4 – 6 have demonstrated they are above the national average in grammar and punctuation.

Recommendations Response

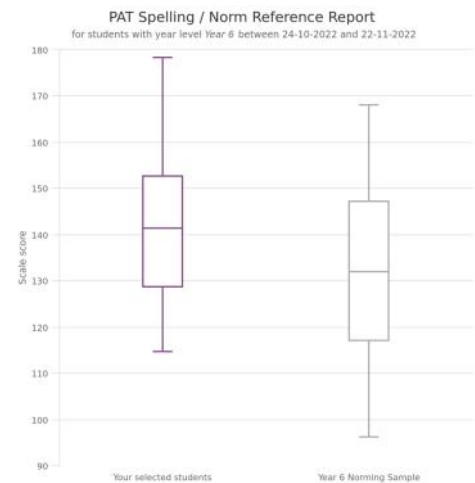
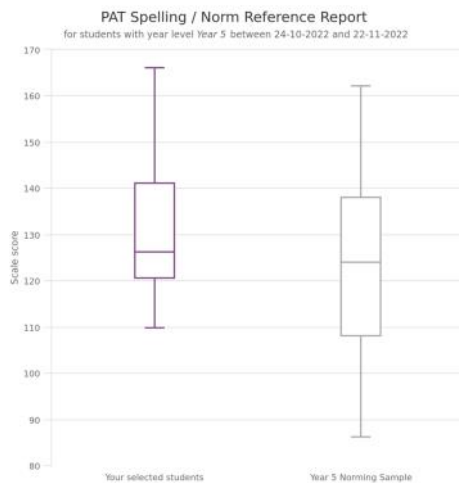
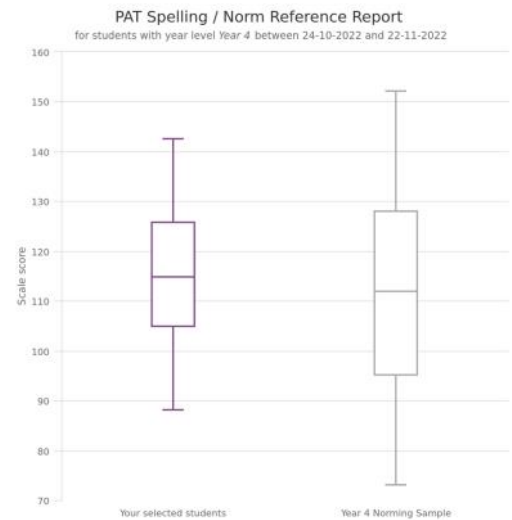
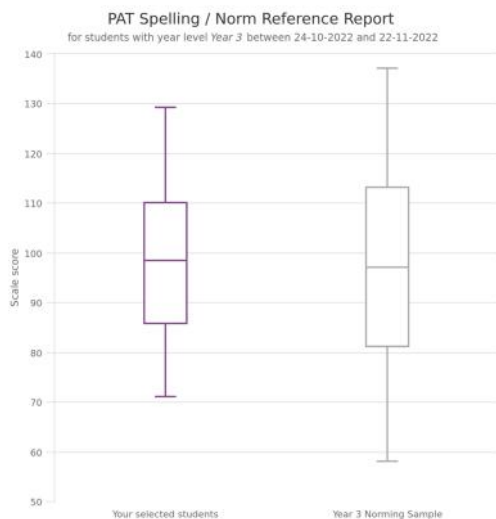
Continue to maintain this high standard.

Priorities

Curriculum—Academic Excellence
Spelling

Target

Use the Australian Council of Educational Research tests in literacy and numeracy to be at or above national mean.



Analysis

Our Year 3—6 students are above the national average in spelling and have met our target.

Recommendations Response

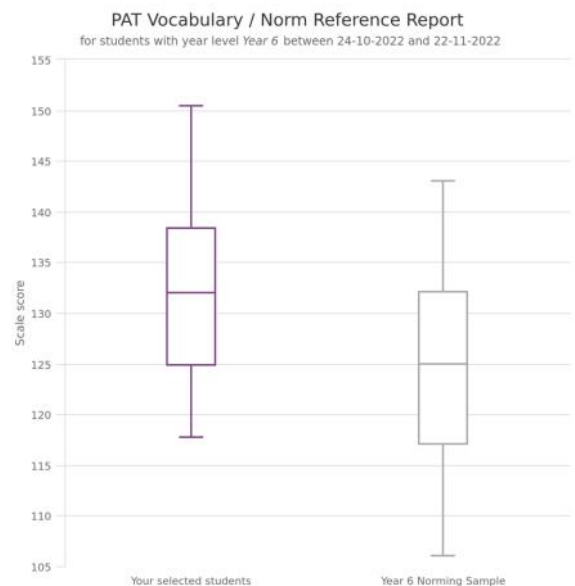
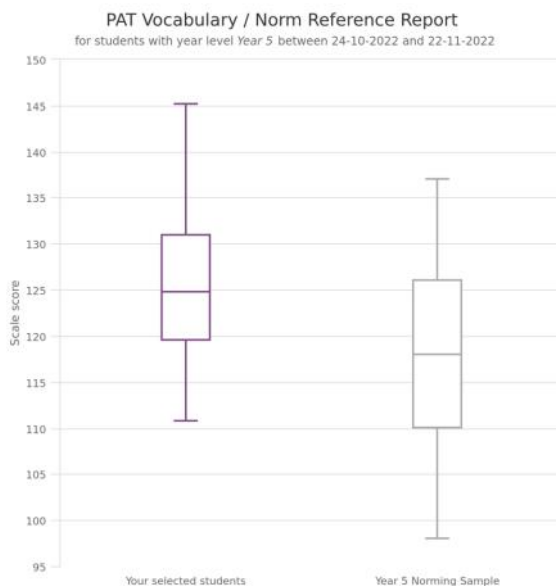
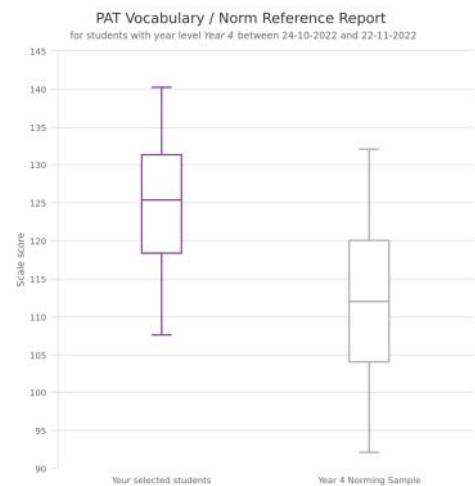
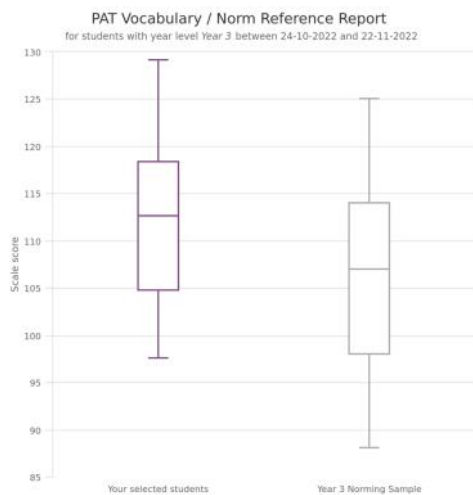
Our end of year ACER spelling results indicate good standards.

Priorities

Curriculum—Academic Excellence
Vocabulary

Target

Use the Australian Council of Educational Research tests in literacy and numeracy to be at or above national mean.



Analysis

Students in Year 3 – 6 are all above the national mean and have met our school target.

Recommendations Response

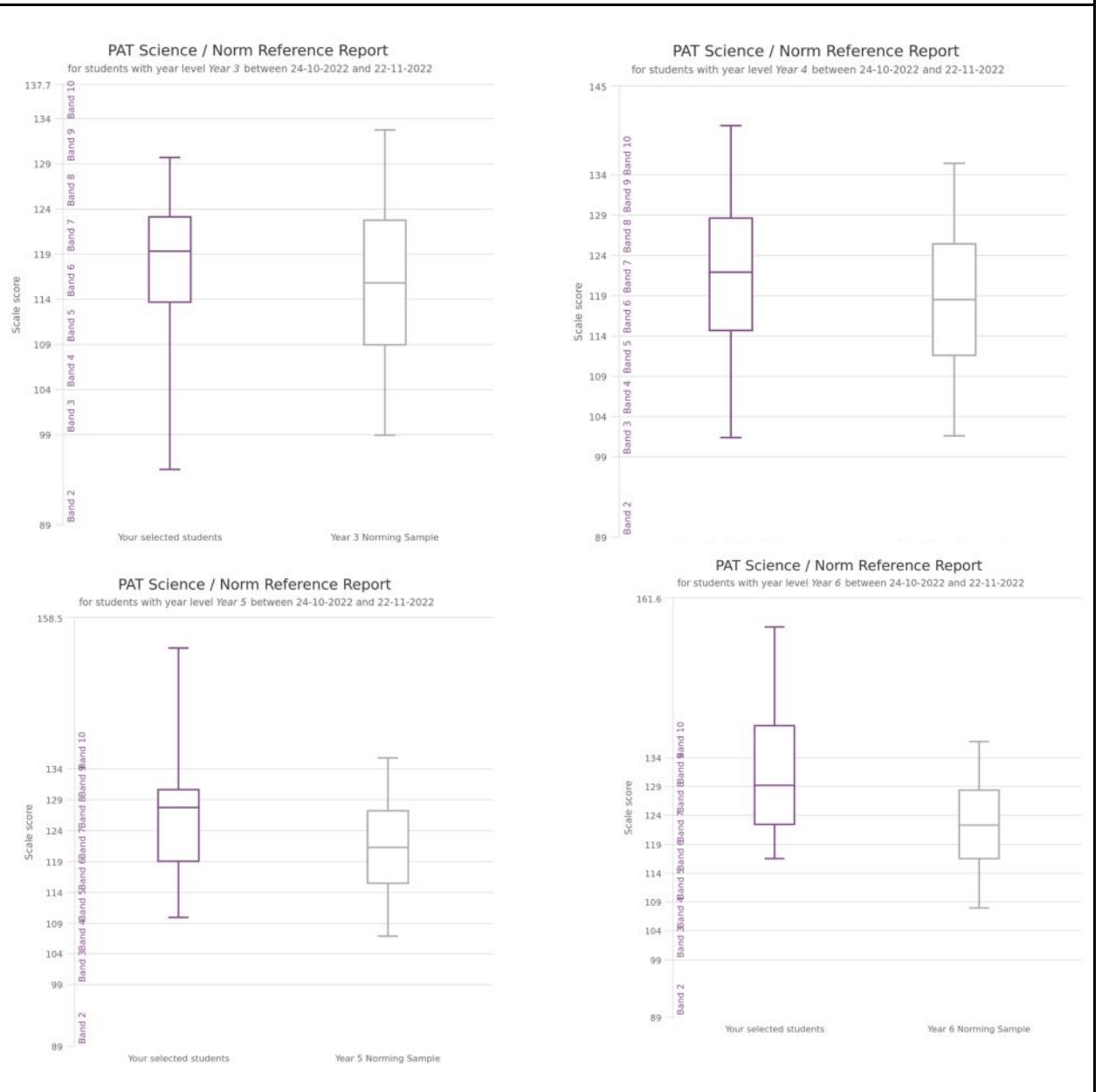
Continue to maintain these standards.

Priorities

Curriculum—Academic Excellence
Science

Target

Use the Australian Council of Educational Research tests in science to be at or above national mean.



Analysis

ACER testing in science show that year 3 -6 they are above the national average and have met our school target.

Recommendations Response

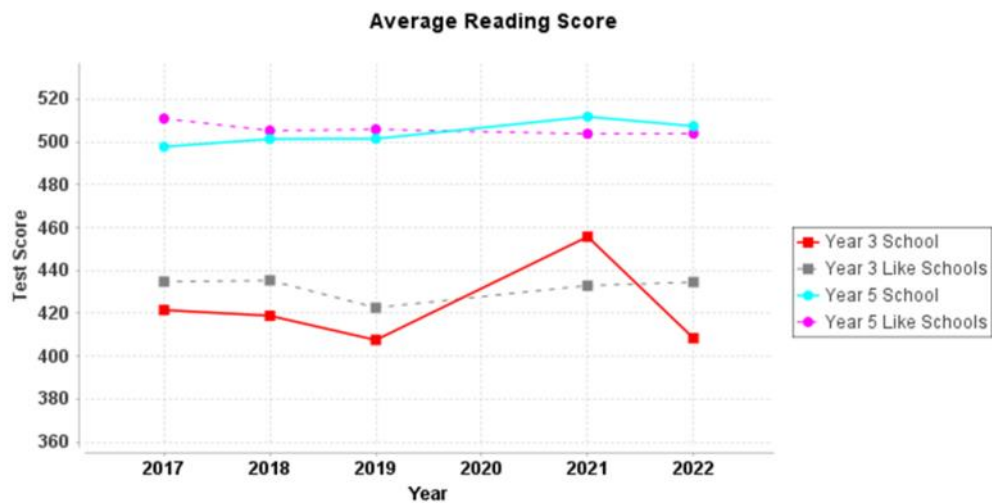
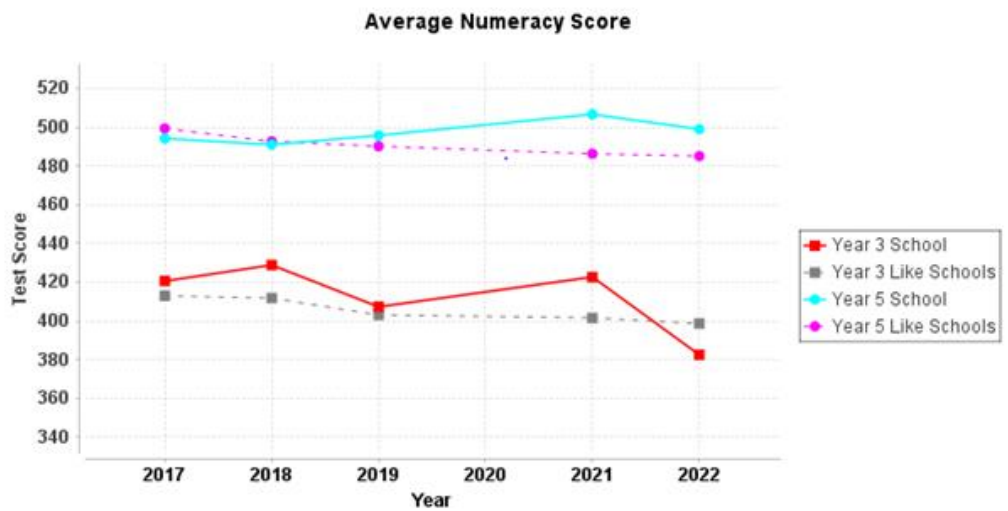
Continue our use of the Primary Investigations program to teach science.

Priorities

Curriculum
Academic Excellence
NAPLAN 2022

Target

Develop in year 3 and 5 students, an upward trend in annual National Assessment Program Literacy and Numeracy, Writing results, with students being at or above like schools over 3 years.



Analysis

Year 5 NAPLAN results have remained above the like school average in both Numeracy and Reading. Our Year 3 NAPLAN results were below like schools and do not meet our target set. NAPLAN testing at this time was during the pandemic with high absences of students.

Recommendations Response

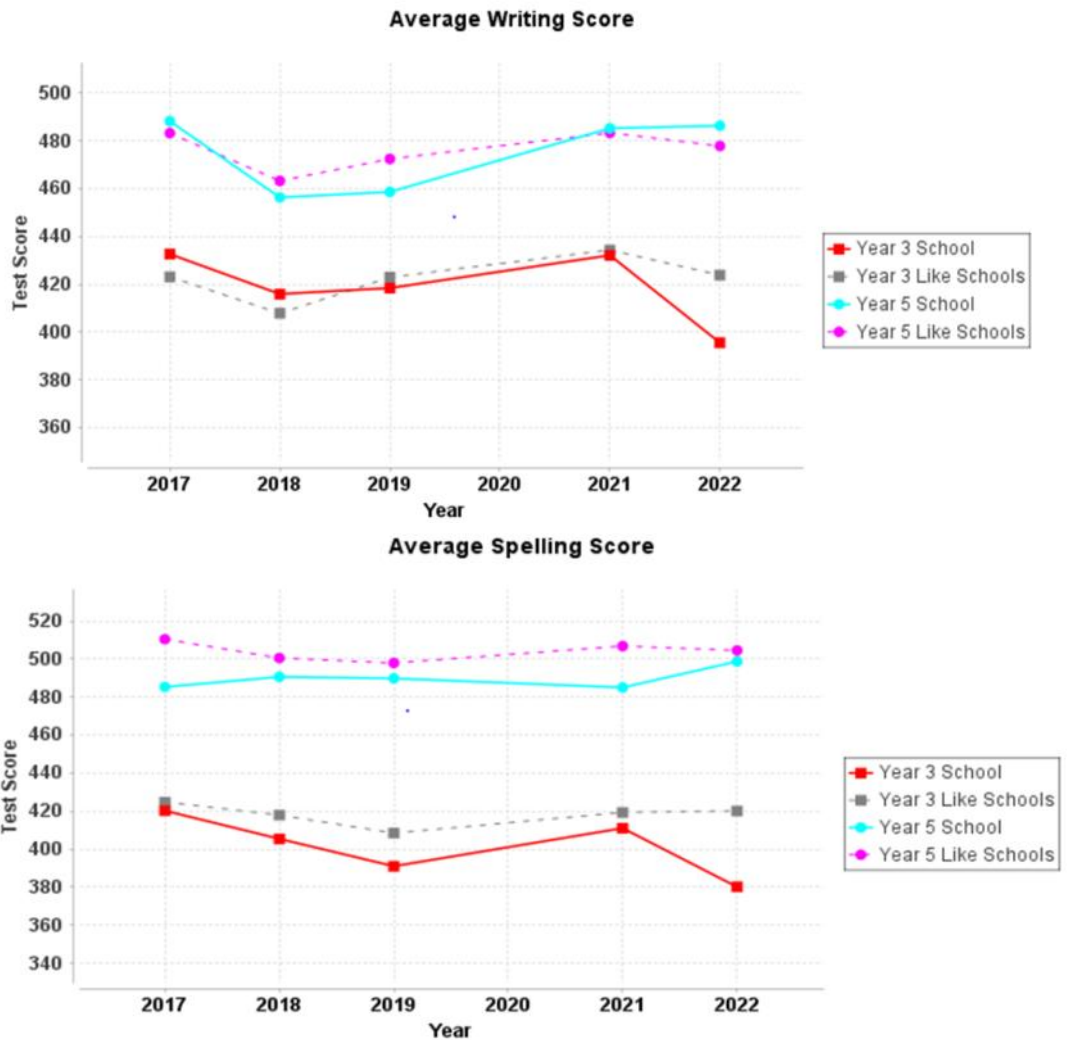
Testing later in the year using the ACER testing was closer to the national average than our NAPLAN results.

Priorities

Curriculum
Academic Excellence
NAPLAN 2022

Target

Develop in year 3 and 5 students, an upward trend in annual National Assessment Program Literacy and Numeracy, Writing results, with students being at or above like schools over 3 years.



Analysis

Our year 5 students met their target of being above like schools in writing and were close to the like school average in spelling. Our Year 3's in both spelling and writing were below like schools and did not meet our target.

NAPLAN testing at this time was during the pandemic with high absences of students.

Recommendations Response

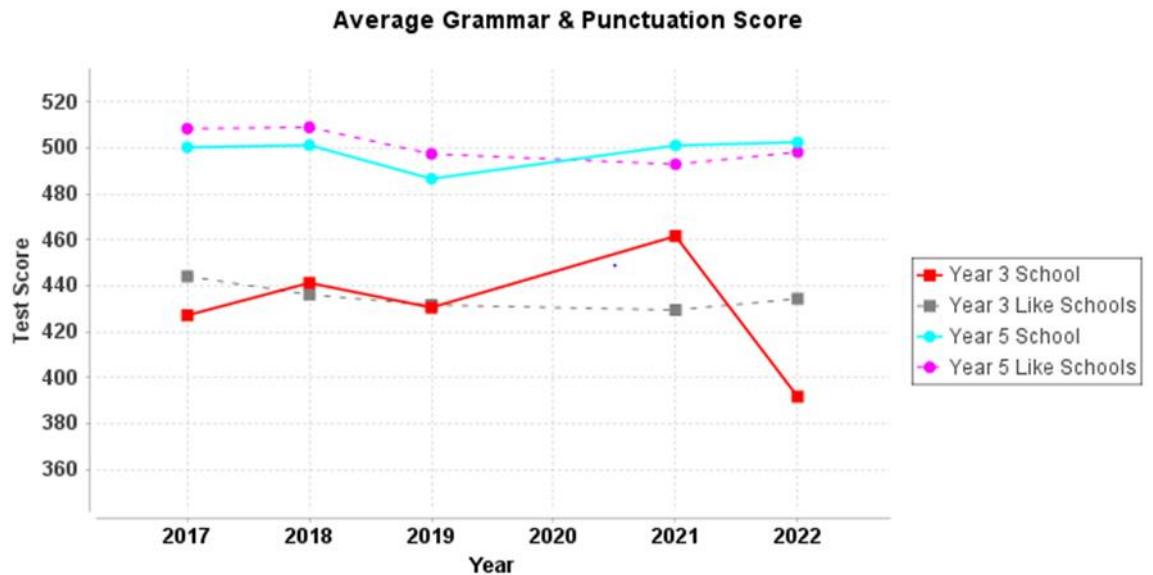
Later in the year our Year 3 ACER spelling results were above the National average.

Priorities

Curriculum
Academic Excellence
NAPLAN 2022

Target

Develop in year 3 and 5 students, an upward trend in annual National Assessment Program Literacy and Numeracy, Writing results, with students being at or above like schools over 3 years.



Analysis

Our Year 5 students were above the like school average and met our targets. Our Years 3 are well below the like school average and did not meet our target. NAPLAN testing at this time was during the pandemic with high absences of students.

Recommendations Response

Later in the year our Year 3 ACER Grammar and Punctuation results were above the National average.

Priorities

Curriculum—Academic Excellence
Promoting Literacy Development

Target

End of year targets in Promoting Literacy Development

Pre-Primary Target

2022 80% of students achieving 50% of stage 1 spelling

Year 1 Target

2022 80% of students achieving 80% of stage 1 spelling

Year 2 Target

2022 80% of students achieving 80% of stage 2 spelling

Year 3 Target

2022 80% of students achieving 80% of stage 3 spelling

Pre-Primary

86% of students tested scored 50% or above in Stage 1

Year 1

74% of students tested scored 80% or above in Stage 1

75% of students tested scored 70% or above in Stage 1

88% of students tested scored 50% or above in Stage 1

Year 2

38% of students tested scored 80% or above in Stage 2

50% of students tested scored 70% or above in Stage 2

57% of students tested scored 50% or above in Stage 2

Year 3

15% of students tested scored 80% or above in Stage 3

24% of students tested scored 50% or above in Stage 3

Analysis

Pre-primary students met their target.

Year 1 students were close to the target

Year 2 students and Year 3 students were well below the target.

Recommendations Response

The 3 stages outlined in our targets are tested regularly and inform the placement of students in groups. It is recommended that we use a different measurement tool using an age based normed test in 2023.

Priorities

Culture

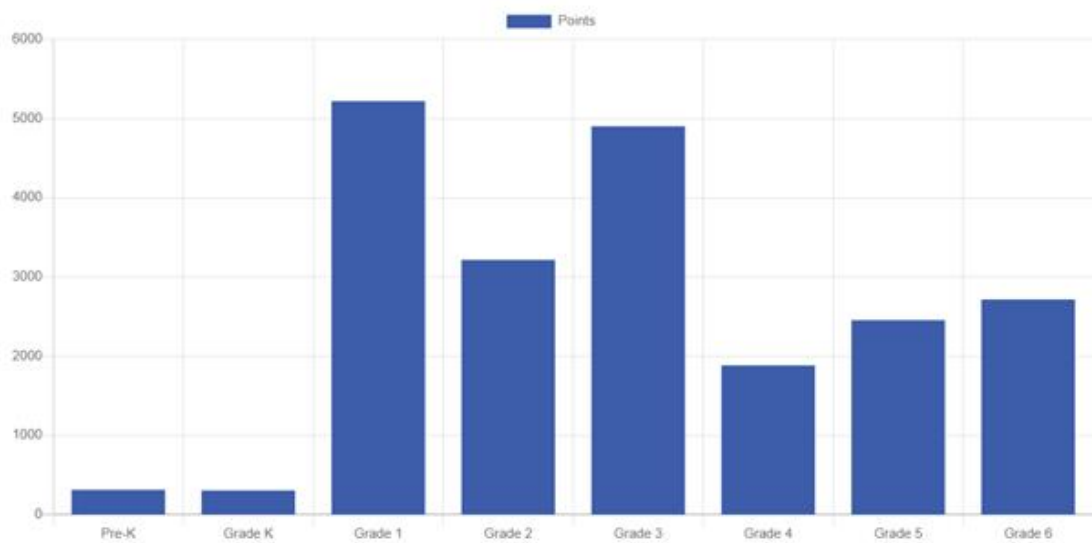
The Cowaramup school community is one of collaboration and inclusivity. It is a supportive place where everyone is respected, resilient and does their best. At Cowaramup Primary School, we teach, model and reinforce positive behaviour to create well balanced students, who are mentally and socially robust.

Target

Maintain a 5:1 ratio of positives to negatives awarded to students through the Positive Behaviour Support program each year.

Data

Points by Grade



Points by Grade

Referrals by Teacher and Admin

| Month | Teacher Referral | Deputy Referrals | Total Referrals |
|-----------|------------------|------------------|-----------------|
| January | 0 | 0 | 0 |
| February | 11 | 10 | 21 |
| March | 43 | 4 | 47 |
| April | 20 | 0 | 20 |
| May | 16 | 0 | 16 |
| June | 23 | 5 | 28 |
| July | 5 | 0 | 5 |
| August | 40 | 0 | 40 |
| September | 20 | 4 | 24 |
| October | 5 | 9 | 14 |
| November | 27 | 0 | 27 |
| December | 0 | 0 | 0 |

Analysis

There was an extremely high number of positives given out compared to negative referrals. The result shows that staff are reinforcing positive behaviour frequently. This target has easily been met.

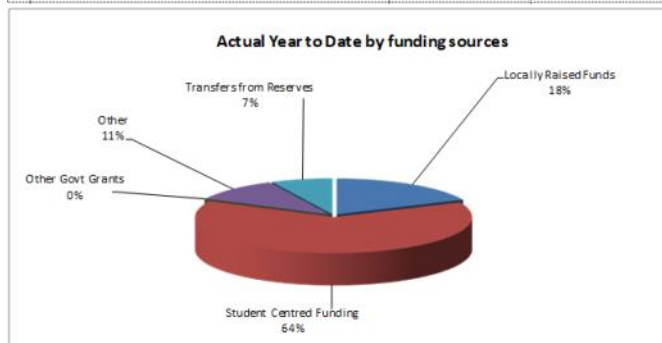
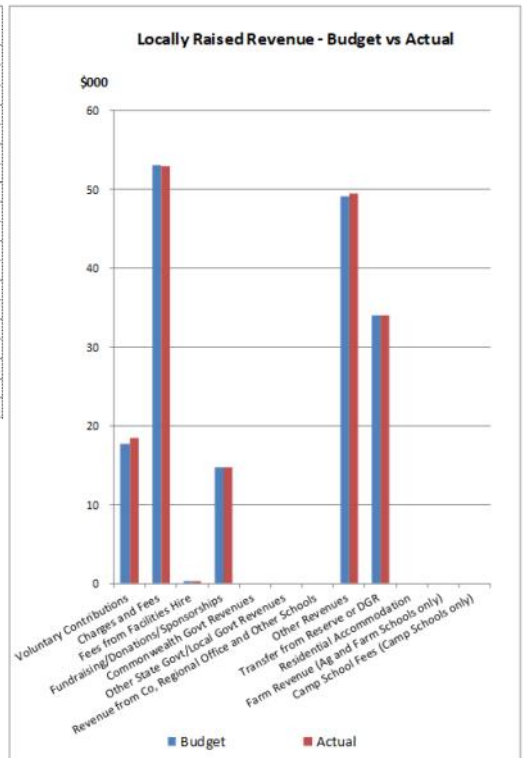
Recommendations Response

Positive Behaviour Support is a contemporary approach to managing student behaviour in a positive and educative way.

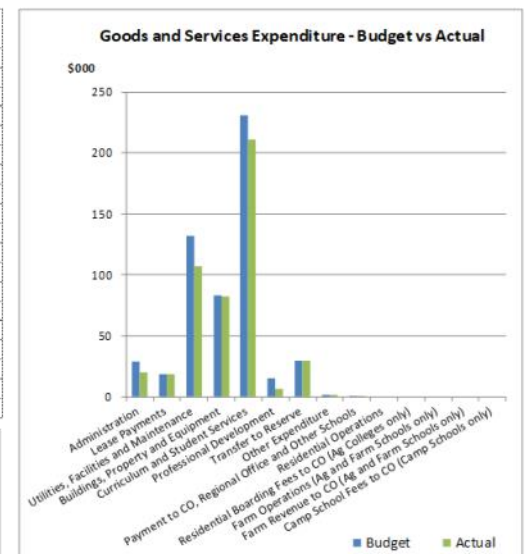
Budget

Cowaramup Primary School Financial Summary as at Enter date here i.e. 31/12/2022

| Revenue - Cash & Salary Allocation | Budget | Actual |
|--|----------------------|----------------------|
| 1 Voluntary Contributions | \$ 17,712.00 | \$ 18,435.00 |
| 2 Charges and Fees | \$ 53,005.20 | \$ 52,950.66 |
| 3 Fees from Facilities Hire | \$ 227.00 | \$ 227.27 |
| 4 Fundraising/Donations/Sponsorships | \$ 14,698.00 | \$ 14,697.90 |
| 5 Commonwealth Govt Revenues | \$ - | \$ - |
| 6 Other State Govt/Local Govt Revenues | \$ - | \$ - |
| 7 Revenue from Co, Regional Office and Other Schools | \$ - | \$ - |
| 8 Other Revenues | \$ 49,099.84 | \$ 49,492.73 |
| 9 Transfer from Reserve or DGR | \$ 34,030.00 | \$ 34,030.00 |
| 10 Residential Accommodation | \$ - | \$ - |
| 11 Farm Revenue (Ag and Farm Schools only) | \$ - | \$ - |
| 12 Camp School Fees (Camp Schools only) | \$ - | \$ - |
| Total Locally Raised Funds | \$ 168,772.04 | \$ 169,833.56 |
| Opening Balance | \$ 71,383.00 | \$ 71,382.74 |
| Student Centred Funding | \$ 302,008.42 | \$ 302,008.62 |
| Total Cash Funds Available | \$ 542,163.46 | \$ 543,224.92 |
| Total Salary Allocation | \$ - | \$ - |
| Total Funds Available | \$ 542,163.46 | \$ 543,224.92 |



| Expenditure - Cash and Salary | Budget | Actual |
|---|----------------------|----------------------|
| 1 Administration | \$ 28,773.50 | \$ 19,912.82 |
| 2 Lease Payments | \$ 18,649.96 | \$ 18,312.92 |
| 3 Utilities, Facilities and Maintenance | \$ 131,750.32 | \$ 107,125.18 |
| 4 Buildings, Property and Equipment | \$ 82,794.00 | \$ 82,050.52 |
| 5 Curriculum and Student Services | \$ 230,822.68 | \$ 210,995.96 |
| 6 Professional Development | \$ 15,651.00 | \$ 6,099.64 |
| 7 Transfer to Reserve | \$ 30,000.00 | \$ 30,000.00 |
| 8 Other Expenditure | \$ 1,525.00 | \$ 1,527.67 |
| 9 Payment to CO, Regional Office and Other Schools | \$ 440.00 | \$ 440.00 |
| 10 Residential Operations | \$ - | \$ - |
| 11 Residential Boarding Fees to CO (Ag Colleges only) | \$ - | \$ - |
| 12 Farm Operations (Ag and Farm Schools only) | \$ - | \$ - |
| 13 Farm Revenue to CO (Ag and Farm Schools only) | \$ - | \$ - |
| 14 Camp School Fees to CO (Camp Schools only) | \$ - | \$ - |
| Total Goods and Services Expenditure | \$ 540,406.46 | \$ 476,464.71 |
| Total Forecast Salary Expenditure | \$ - | \$ - |
| Total Expenditure | \$ 540,406.46 | \$ 476,464.71 |
| Cash Budget Variance | \$ 1,757.00 | |



| Cash Position Components | |
|------------------------------|----------------------|
| Bank Balance | \$ 142,944.50 |
| Made up of: | |
| 1 General Fund Balance | \$ 66,760.21 |
| 2 Deductible Gift Funds | \$ - |
| 3 Trust Funds | \$ - |
| 4 Asset Replacement Reserves | \$ 75,335.79 |
| 5 Suspense Accounts | \$ 4,451.50 |
| 6 Cash Advances | \$ - |
| 7 Tax Position | \$ (3,603.00) |
| Total Bank Balance | \$ 142,944.50 |



Cowaramup

PRIMARY SCHOOL